

HermanMiller
Atlas Office Landscape®



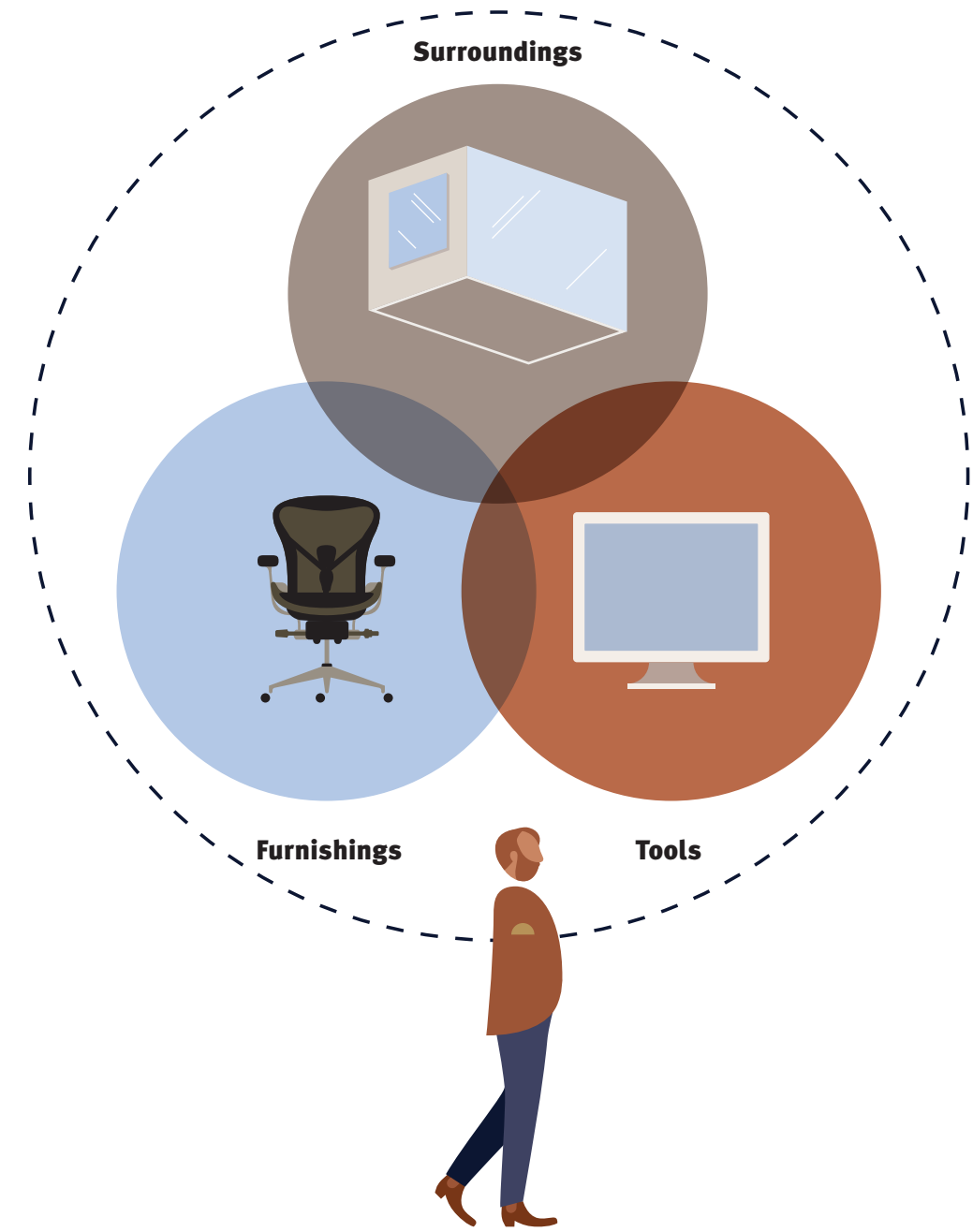
Designed with people in mind, for space planning that's both intelligent and imaginative

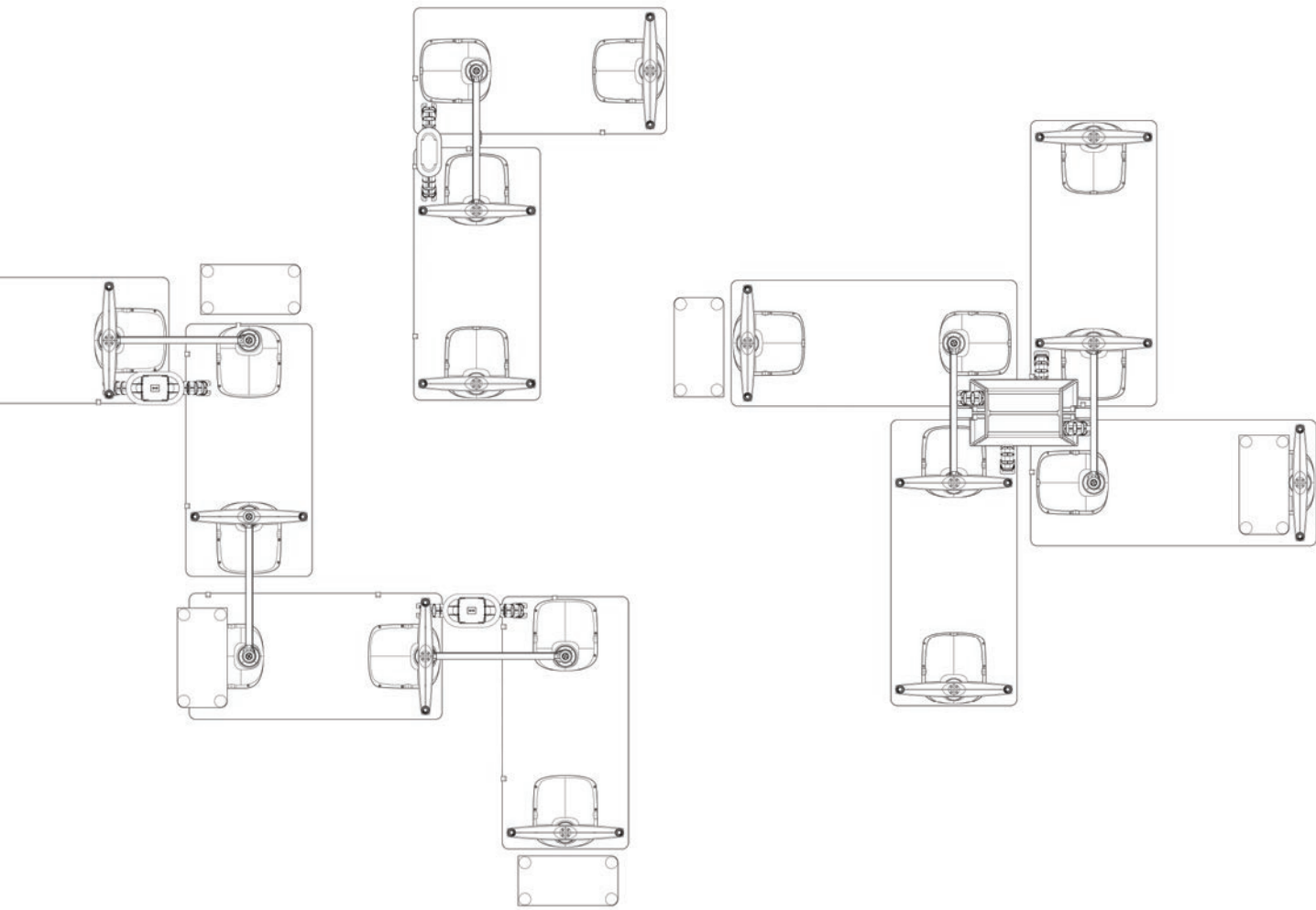
To do their best work, people need workplaces that foster innovation. Many offices, however, still look and feel as though they were designed for another era. At Herman Miller we consider workplace design holistically, and create spaces where the surroundings, furnishings and tools work in concert, creating an environment where people are healthy, productive and engaged.

Atlas Office Landscape®
Designed by Tim Wallace

Herman Miller has a long heritage in developing work systems for today's offices. From freestanding furniture in private offices in the 50s, to Action Office and the cubicle in the 60s, 70s and 80s, and more recently to benching systems and height adjustable desking, we understand the needs of the modern workplace, and how to design efficient and robust systems that reflect the way we work.

As work continues to change at a rapid pace, we've created Atlas Office Landscape, a desking system for the modern era – where ideas flow, and people work best in inspiring environments where their individuality and creativity is encouraged, rather than rows and rows of regimented desks. Atlas Office Landscape is the culmination of all our learning, a comprehensive and flexible system that enables the creation of holistic workplaces for 21st century companies and people.





Design Story

When Tim Wallace was approached to create a new height-adjustable solution which reflected desking requirements for the 21st century he immediately saw an opportunity to create something that worked with the whole office environment. "To me the problem wasn't in creating a single desk, there are plenty of examples of those," says Tim. "The real challenge comes when that single desk needs to be multiplied and then fitted into a space."

It was also imperative that Atlas Office Landscape didn't jar with the other furniture in an office. Tim explains: "One of the visual distractions with height-adjustable furniture is that it inhabits two spaces; both seated and standing. So, what might be hidden when you're sitting down, cables or the underside of the desk, for example, become instantly visible as soon as you raise the desk up."

Tim overcame this problem with a unique solution – the development of the 'leg block' at the top of each leg, which simultaneously houses the riser mechanism while providing support for the desk top. The 'leg block' and connected leg can also be rotated to give further layout possibilities.



Tim Wallace





Challenge Your Space

Atlas Office Landscape is a height-adjustable work system that goes beyond the limitations of the simple sit-stand desk. Its holistic approach encourages imaginative new ways to plan office spaces through a focus on human-centred design and ergonomic excellence.

Combine desks, screens, tables and stowage elements to create spaces that invite collaboration, zones for focused activity or impromptu meetings.



An Intelligent System

Reflecting Herman Miller's long history and expertise in pioneering innovative work systems, Atlas Office Landscape is an inventive design, and different from a standard sit-stand desk system.

A simplified and consistent approach to both componentry and electric options makes configuring and creating large groups of height-adjustable desks as easy as a single workstation. Integrated stowage and meeting tables ensure Atlas has the flexibility to meet each individual's needs with ease.





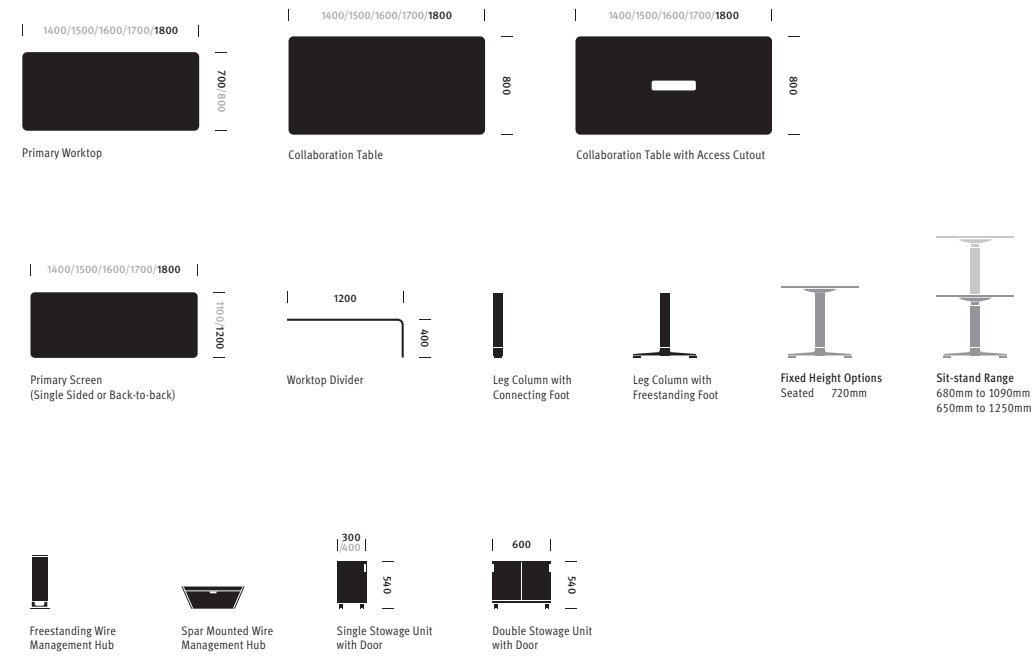
Curves Not Corners

With its softly curved edges, Atlas Office Landscape has an organic appearance that flows effortlessly through your office space. Crafted to reflect the elegance of a piece of furniture rather than a row of regimented machinery, its rounded aesthetic is consistent across the whole vocabulary.


Work surface, screens, power supply and stowage make spaces feel more organic, more inviting, more human.

Components

Atlas uses shared componentry to make specifying large groups of desks as easy as a single workstation. Desktops, electric options, wire management, leg columns, and stowage can be used across every application.



Details and Features



Worktop dividers



Personal storage options



Electric height-adjustment options



Fixed screen and leg covers



Stowage with seat-pad



Power distribution hubs



Leg blocks



Atlas Office Landscape two-desk cluster


Materials

Please speak to your Herman Miller representative for the most current textile and material offering for Atlas Office Landscape.

Surface Laminates



Frames Paint Finish



Screens Fabric



For more information, please visit hermanmiller.com/apac